

2s | W1

Today's Suggested Schedule—April 2026, Week 1

Today's Bible Story: Easter • Matthew 26:31-32, 36, 47-50; 27:1-2, 11-66; 28:1-8

Jesus is alive.

Key Question: Who wants to be your friend forever?

Bottom Line: Jesus wants to be my friend forever.

Memory Verse: "I have called you friends." • John 15:15 NIV

Loud sounds, bright lights, and large groups can be overwhelming or overstimulating for some children. To create a more inclusive large group experience, consider offering adaptive tools like noise-canceling headphones, sunglasses, sensory-friendly items, or access to modified spaces.

Prelude: Setting the tone for the experience

See the **Getting Ready** pages at the end of this document for a detailed description of what you'll need for today.

In the **Prelude** folder of your curriculum, you'll find a variety of other resources to help you prepare.

Small Group (15 minutes)

Social: Providing time for fun interaction

1, 2, 3!

Egg Roll

Exploring Rocks

Large Group (20 minutes)

Worship: Inviting people to respond to God

Story: Communicating God's truth in engaging ways

Worship

Bible Story

Prayer

Small Group (25 minutes)

Groups: Creating a safe place to connect

Memory Verse with Motions

Bible Story Eggs

Out of the Tomb

Easter Lift the Flap

Home: Prompting action beyond the experience

Going Home

Memory Verse Card

Parent Cue Card (print or email)

Parent Cue App

*Allergy Alert



Bible Story

Easter • Matthew 26:31-32, 36, 47-50; 27:1-2, 11-66; 28:1-8

Jesus is alive.

Key Question

Who wants to be your friend forever?

Bottom Line







Jesus wants to be my friend forever.

Memory Verse

"I have called you friends." • John 15:15 NIV

10 min

Bible Story (live)**What You Need**

 Bible	0
 Little People® figures : male figure for Jesus	1
 Little People® figures: male figures for the disciples	Several
 Little People® figures: female figure for Mary	1
 Plastic cups	1
 Option: Cardstock	Several

What You Do:

- Download the Large Group Visuals to display on a device or screen or copy on cardstock.

LEADER: "It's time for a true story from the Bible.

Open the Bible for children to see, then set it down.

"Our story begins with Jesus, God's Son.

Show children the Little People® figure to represent Jesus.

"Jesus loves you very much, and Jesus wants to be your friend forever! Let's say: (*pat legs*) 'Hip, hip, (*throw arms in the air*) hooray!' for Jesus. Can you say that with me?"

CHILDREN and LEADER: (*Pat legs.*) "Hip, hip, (*throw arms in the air*) hooray!"

SLIDE: Story Image W1 01 (Jesus and disciples at Last Supper)

Put the tomb box next to the Jesus figure.

LEADER: "One day, Jesus ate a special meal with His friends, the disciples, and He told them some sad news. Jesus told His friends that soon He would have to go away.

Put the Jesus figure inside the tomb box.

(*Sadly.*) "Jesus said that He was going to die. BUT Jesus said that after He died ...

Take the Jesus figure out of the tomb box.

(*Excitedly.*) "He would come back!

SLIDE: Story Image W1 02 (Jesus is arrested)

"After they ate, Jesus and the disciples went to a garden to pray.

Pick up and gently hold the Jesus Little People® figure.

"Soldiers came and took Jesus away, even though He never did anything wrong!

SLIDE: Story Image W1 03 (Mary at the cross)

(*Simple and somber.*) "They put Jesus on a cross, which hurt Him and He died. (*Growing excitement.*) But ... Jesus is so powerful that when He died, the earth shook! It was an earthquake.

"Can you shake your body and say: (*Shake your body.*) 'Rumble, rumble, rumble!'"

CHILDREN and LEADER: *(Shake your body.)* "Rumble, rumble, rumble!"

LEADER: "Great job! All of Jesus' friends were so sad because Jesus died, but they didn't remember that Jesus said He would come back!"

Put the Jesus figure in the tomb box.

"They put Jesus' body in a tomb, which is like a cave.

Roll the paper "stone" in front of the tomb box entrance.

"A big stone was rolled in front of the tomb, and soldiers stood nearby so no one could get in.

"Three days went by. Can you count to three with me?"

CHILDREN and LEADER: *(Hold up your fingers as you count.)* "One ... two ... three."

Put the female Little People® figures opposite the tomb box. As you continue talking, remove the Jesus figure using the opening on the backside of the tomb box so the children don't see you do it.

LEADER: "Then, on the third day, early in the morning, two women who were friends with Jesus were on their way to the tomb. But before they got there, the earth shook again! It was another earthquake. Shake like an earthquake again!"

CHILDREN and LEADER: *(Shake your body.)* "Rumble, rumble, rumble!"

LEADER: "Great job! An angel came to the tomb!"

Put the angel Little People® figure next to the paper "stone." Use it to push the paper "stone" away from the entrance to the tomb.

SLIDE: Story Image W1 04 (Angel rolls the stone away)

"The angel rolled the big stone away.

Move the female Little People® figures next to the angel figure.

"When the women got to the tomb, the angel talked to the women.

Tap the angel Little People® figure on the head or make it move as you make it talk.

"The angel said: 'Jesus is not here. Jesus is alive!'

SLIDE: Story Image W1 05 (Excited women running)

(Pat legs.) "Hip, hip, *(throw arms in the air)* hooray! Jesus is alive! Say that with me.

CHILDREN and LEADER: *(Pat legs.)* "Hip, hip, *(throw arms in the air)* hooray! Jesus is alive!"

Put the Jesus Little People® figure next to the others.

LEADER: "Jesus didn't stay in the tomb. Jesus loves you so much that He died and came back to life so we can be friends with *(point up)* God. Jesus rescued us ... all because Jesus wants to be our friend forever. Jesus wants to be your friend forever, and **[Bottom Line] Jesus wants to be my friend forever.**

"Tell me: **Who wants to be your friend forever?**"

CHILDREN and LEADER: **[Bottom Line]** "Jesus wants to be my friend forever."

LEADER: "Yes, **[Bottom Line]** Jesus wants to be my friend forever.

Pick up and close Bible.

[Transition] "Our story time is over, but we're not through. Let's talk to God because God loves you!"

Preschool

First Look

April - Week 1

2 min

Prayer

What You Need

No supplies needed

LEADER: "Dear God, thank You so much for sending Jesus to rescue us so we can be friends with You. You are the best, God. Help us follow Jesus always. We pray in Jesus' name. Amen."

