

WEEK
FIVE
JUNE 2025

SMALL GROUP
3-5 YEAR
-OLDS

PRELUDE

SOCIAL

WORSHIP

STORY

GROUPS

HOME

PROVIDING TIME FOR FUN INTERACTION
15 MINUTES

MADE TO MOVE

an activity that uses a preschooler's natural desire to move to help them learn



1. LOOKING FOR FRIENDS

WHAT YOU NEED: No supplies needed

WHAT YOU DO:

BEFORE THE ACTIVITY: Encourage children to spread out in the room.

DURING THE ACTIVITY: Call out different attributes of the children in the room (*shirt color, hair color, etc.*). Encourage children to find the friends that have the attribute called and stand with them.

AFTER THE ACTIVITY: Introduce the Bible Story.

WHAT YOU SAY:

BEFORE THE ACTIVITY: "Hello, everyone! I'm so glad to see you today! Let's play a game to look for friends. Spread out all around the room."

DURING THE ACTIVITY: "I'm going to say something like, 'I'm looking for friends wearing pink today.' Then you would look around at all our friends in the room and go stand with the friends wearing pink. Ready to play? Okay, listen carefully. I am looking for a friend with brown hair! (*Pause.*) Oh, good, you found all our friends with brown hair! I see (*name each of the children with brown hair*)! Okay, spread out again and we'll play again. I am looking for a friend with blue pants! (*Pause.*) Oh, good you found all our friends with blue pants! I see (*name each of the children with blue pants*)! Spread out! (*Repeat as desired.*) That was so much fun!"

AFTER THE ACTIVITY: "In today's true Bible Story we are going to learn that Jesus wants us to love everyone. If they have a pink shirt, yellow hair, blue eyes, wear glasses, or have on a hat, we are to love them. Jesus wants us to love everyone, even if they are different from us! This is going to be a great story. Are you ready?"

TRANSITION: Move to Worship and Story by calling each child and saying something you like about them. "[Child's name], I like your [smile, hair, dress, shoes]. You can think and act like Jesus."

BIBLE STORY

Be a friend to one another.

**PETER AND CORNELIUS
ACTS 10; ROMANS 15:7**

MEMORY VERSE

"Think and act as Jesus did."

PHILIPPIANS 2:5, NIRV

KEY QUESTION


Who shows you
how to love others?

BOTTOM LINE

Jesus shows me
how to love others.

BASIC TRUTH

Jesus wants to be
my friend forever.



WEEK
FIVE
JUNE 2025

SMALL GROUP
3-5 YEAR
-OLDS

PRELUDE

SOCIAL

WORSHIP

STORY

GROUPS

HOME

CREATING A SAFE PLACE TO CONNECT
25 MINUTES

MADE TO MOVE

an activity that uses a preschooler's
natural desire to move
to help them learn



1. HOUSE BUILDERS

[HEAR FROM GOD | MEMORY VERSE REVIEW]

WHAT YOU NEED: Butcher paper, construction paper
in a variety of colors and shapes, painter's tape, and a
permanent marker

*Note: You can find examples of hand motions in the "Memory
Verse Hand Motions" PDF and video, included in the Prelude*

folder and on Pinterest.

BIBLE STORY

Be a friend to one another.

PETER AND CORNELIUS
ACTS 10; ROMANS 15:7

WHAT YOU DO:

BEFORE THE ACTIVITY: Draw an outline of a large house on butcher paper.
Secure to the floor with tape. Say the Memory Verse as you do the motions.

DURING THE ACTIVITY: Encourage children to build the house by filling in
the outline with the different shapes. Say the verse one more time as you do the
motions.

AFTER THE ACTIVITY: Connect the Memory Verse to the Bottom Line.

MEMORY VERSE

"Think and act as Jesus did."

PHILIPPIANS 2:5, NIRV

WHAT YOU SAY:

BEFORE THE ACTIVITY: "Everyone, come stand with me over here. Let's
say our Memory Verse and do the motions together. Ready? 'Think (*point to
head*) and act (*walk in place*) as Jesus did,' (*tap finger to middle of each palm*)
Philippians 2:5. (*Open hands like a book.*) Great job!"

DURING THE ACTIVITY: "Look at this big house on the floor. Will you help
me build the house? (*Pause.*) Great! We need to add a roof, chimney, door, and
windows. We can use these shapes to fill in the outline. (*Pause.*) Wow! The house
you created is so wonderful! Great job working together, friends. Let's do the
motions as we say our verse together one more time. 'Think (*point to head*) and
act (*walk in place*) as Jesus did,' (*tap finger to middle of each palm*) Philippians
2:5. (*Open hands like a book.*) Fantastic."

AFTER THE ACTIVITY: "Our Memory Verse tells us to think and act like Jesus.
In our Bible Story, we heard about Peter going to Cornelius' house. Peter told
Cornelius and all the people there about Jesus and that Jesus loves everyone.
We can think and act like Jesus, too. **Who shows you how to love others?**
Jesus shows me how to love others!"

KEY QUESTION

Who shows you
how to love others?

BOTTOM LINE

Jesus shows me
how to love others.

BASIC TRUTH

Jesus wants to be
my friend forever.



WEEK
FIVE
JUNE 2025

SMALL GROUP
3-5 YEAR
-OLDS

PRELUDE

SOCIAL

WORSHIP

STORY

GROUPS

HOME

CREATING A SAFE PLACE TO CONNECT
25 MINUTES

MADE TO CREATE

an activity that allows preschoolers to review the Bible Story, Bottom Line, or Memory Verse by creating a craft



2. FULL HOUSE

[TALK ABOUT GOD | BIBLE STORY REVIEW]

WHAT YOU NEED: "Full House" and "Full House Card" Activity Pages, copy paper, cardstock, scissors, glue sticks, standard file folders, and a permanent marker

WHAT YOU DO:

BEFORE THE ACTIVITY: Copy "Full House" on copy paper, one set per child and leader. Copy "Full House Card" on cardstock and cut, one cutout per child and leader. Fold each "Full House Card" along the line to help it stand.

DURING THE ACTIVITY: Encourage children to make Cornelius' house by gluing the house picture to the outside of their folder. Ask children to open their folders and glue the picture of Cornelius' friends to the left side and family to the right side. Give each child a Peter cutout to go with the house they made. Show the children how they can open their folder just enough to make them stand up or they can play with them flat. Use the Peter cutout as you review the story with the children.

AFTER THE ACTIVITY: Review the Bottom Line.

WHAT YOU SAY:

BEFORE THE ACTIVITY: "Hey, everyone! Come sit with me! We are going to make a house!"

DURING THE ACTIVITY: "In our Bible Story today, Peter went to Cornelius' house. That means we need to make a house! *(Give each child a folder and the set of pictures.)* Find the picture of the house and glue it to the front of your folder like this. *(Demonstrate.)* Great! Next, open your folder like a book and glue the picture of Cornelius' friends on the left side. *(Point.)* And glue his family on the right side. *(Point.)* Now all you need is Peter! *(Give each child a Peter cutout.)* Let's use Peter and the house we made while we talk about the story. *(Demonstrate with your house folder and Peter as you review the story.)*

(Stand the house up and hold Peter away from the house.) "Jesus showed Peter that to love like Jesus means to love everyone and be a friend to everyone. Later, a man named Cornelius invited Peter to his house. Cornelius was different than Peter, but Peter knew that to love like Jesus means to love everyone and be a friend to everyone. So, Peter went to Cornelius' house. *(Move Peter to the house.)*

BIBLE STORY

Be a friend to one another.

PETER AND CORNELIUS
ACTS 10; ROMANS 15:7

MEMORY VERSE

"Think and act as Jesus did."

PHILIPPIANS 2:5, NIRV

KEY QUESTION


Who shows you
how to love others?

BOTTOM LINE

Jesus shows me
how to love others.

BASIC TRUTH

Jesus wants to be
my friend forever.



WEEK
FIVE
JUNE 2025

SMALL GROUP
3-5 YEAR
-OLDS

PRELUDE

SOCIAL

WORSHIP

STORY


GROUPS

HOME

CREATING A SAFE PLACE TO CONNECT
25 MINUTES

"When Peter got to Cornelius' house, he went inside. (*Open the house and walk Peter inside.*) Many of Cornelius' friends and family had come to his house when they heard that Peter was coming. Even though the people were different than Peter, Peter told everyone that Jesus loves them, and Jesus wants to be their friend forever! Move your Peter picture around to tell everyone in the house that Jesus loves you and Jesus wants to be your friend forever!" (*Repeat as desired.*)

AFTER THE ACTIVITY: "Jesus loves people no matter what language they speak, no matter where they live, no matter what they look like. Jesus loves everyone, and Jesus wants to be everyone's friend forever! Now it's our turn to love others and be a friend to everyone! I'm so glad Jesus shows us how to love others. **Who shows you how to love others? Jesus shows me how to love others!** Yay, Jesus!"



WEEK
FIVE
JUNE 2025

SMALL GROUP
3-5 YEAR
-OLDS

PRELUDE

SOCIAL

WORSHIP

STORY

GROUPS

HOME

CREATING A SAFE PLACE TO CONNECT
25 MINUTES

MADE TO THINK

an advanced activity specifically
designed for older preschoolers



3. WAYS TO SAY

[LIVE FOR GOD | APPLICATION ACTIVITY]

WHAT YOU NEED: No supplies needed

WHAT YOU DO:

BEFORE THE ACTIVITY: Ask children to sit on the floor in a circle.

BIBLE STORY

Be a friend to one another.

PETER AND CORNELIUS
ACTS 10; ROMANS 15:7

DURING THE ACTIVITY: Share different ways to say, "friend," with the children. Think about the children in your group. Do they speak another language? If so, encourage them to share how they say the word, "friend" with the group in their own language.

AFTER THE ACTIVITY: Review the Bottom Line.

MEMORY VERSE

"Think and act as Jesus did."

PHILIPPIANS 2:5, NIRV

WHAT YOU SAY:

BEFORE THE ACTIVITY: "Friends, come sit here in a circle with me."

DURING THE ACTIVITY: "Did you know that there are lots of ways to say, 'friend?' You can say, 'pal!' Say that with me. Pal. In Spanish, you say, 'amigo.' Say that with me. Amigo. In French, you say, 'amie.' Say that with me. Amie. In German, you say, 'freund.' Say that with me. Freund. In American Sign Language, you make a hook shape with both index fingers and interlock them like this. Can you do that with me? (*Sign friend.*) Wow! There are so many ways to say, 'friend.'"

AFTER THE ACTIVITY: "Jesus loves us and is a friend to us no matter what language we speak, no matter where we live, and no matter what we look like. Jesus loves everyone and wants to be everyone's friend forever. Being a friend to everyone is one way Jesus shows us how to love others. **Who shows you how to love others? Jesus shows me how to love others!"**

KEY QUESTION


Who shows you
how to love others?

BOTTOM LINE

Jesus shows me
how to love others.

BASIC TRUTH

Jesus wants to be
my friend forever.



WEEK
FIVE
JUNE 2025

SMALL GROUP
3-5 YEAR
-OLDS

PRELUDE

SOCIAL

WORSHIP

STORY

GROUPS

HOME

CREATING A SAFE PLACE TO CONNECT
25 MINUTES

MADE TO CREATE

an activity that allows preschoolers to review the Bible Story, Bottom Line, or Memory Verse by creating a craft



5. FRIENDSHIP BRACELETS

[LIVE FOR GOD | APPLICATION ACTIVITY]

WHAT YOU NEED: "Friendship Bracelets" and "Friendship Fun at Home" Activity Pages, red and white cardstock, paper straws, pony beads, pipe cleaners, scissors, small bowls, paper plates, glue sticks, pencil, resealable bags, washi tape, and a permanent marker

BIBLE STORY

Be a friend to one another.

PETER AND CORNELIUS
ACTS 10; ROMANS 15:7

MEMORY VERSE

"Think and act as Jesus did."

PHILIPPIANS 2:5, NIRV

KEY QUESTION

Who shows you
how to love others?

BOTTOM LINE

Jesus shows me
how to love others.

BASIC TRUTH

Jesus wants to be
my friend forever.

WHAT YOU DO:

BEFORE THE ACTIVITY: Copy "Friendship Bracelets" on red cardstock and cut, two cutouts per child. Copy "Friendship Fun at Home Note" on white cardstock and cut, one per child. Fold each heart and glue the sides together, leaving an unglued section at the top folds. Place two hearts on each plate. Place beads into several bowls. Cut straws into ¾-1-inch pieces and place them in the bowls. Cut pipe cleaners in half and wrap tightly around the pencil. Remove the coiled pipe cleaners and place in several bowls. Place all the bowls on the table. Tape one end of a straight pipe cleaner piece to each child's plate, two per plate. Write each child's name on their resealable bag. *Optional: Wrap the ends of the pipe cleaners with washi tape.*

DURING THE ACTIVITY: Encourage children to pick a handful of "beads" and thread them onto their pipe cleaner along with a heart. Help twist the ends of each pipe cleaner together to make a bracelet. Guide each child to make two bracelets. Put child's bracelets in their bag and send home with a note.

AFTER THE ACTIVITY: Review the Bible Story.

WHAT YOU SAY:

BEFORE THE ACTIVITY: "Friends, come over and sit with me at the table. We're going to make something super special today. We're going to make two friendship bracelets—one for you to keep and one for you to give away!"

DURING THE ACTIVITY: "Take a handful of straw pieces, beads, and these fun pipe cleaner swirls, and put them on your plate. Thread them onto your pipe cleaner and add one heart cutout to each. (Pause.) Your bracelets look so nice! Let me twist the ends together to make your bracelets. (Pause.) Hooray! Put your bracelets into your bag to take home. You can keep one to wear and give your other bracelet to a friend."



WEEK
FIVE
JUNE 2025

SMALL GROUP
3-5 YEAR
-OLDS

PRELUDE

SOCIAL

WORSHIP


STORY

GROUPS

HOME

CREATING A SAFE PLACE TO CONNECT
25 MINUTES

AFTER THE ACTIVITY: "Today we heard a Bible Story about when Jesus taught His friend Peter what it means to love everyone. Jesus told Peter that He loves everyone—no matter what language they speak, no matter where they live, no matter what they look like. Jesus loves everyone, and Jesus wants to be everyone's friend forever! And if Jesus loves everyone, Peter should love everyone, too. One day, a man named Cornelius invited Peter to his house. Cornelius was different than Peter. Peter loved like Jesus and was a friend to Cornelius. Peter went to Cornelius' house and saw Cornelius and all his friends and family! Peter told them about Jesus and that Jesus loves everyone. Being a friend to everyone is one way Jesus showed us how to love others. You can be a friend and share one of your bracelets! **Who shows you how to love others? Jesus shows me how to love others.**"



WEEK
FIVE
JUNE 2025

SMALL GROUP
3-5 YEAR
-OLDS

PRELUDE

SOCIAL

WORSHIP

STORY

GROUPS

HOME

CREATING A SAFE PLACE TO CONNECT
25 MINUTES

MADE TO REFLECT

an activity that encourages personal application and prayer



6. JOURNAL AND PRAYER

[PRAY TO GOD | PRAYER ACTIVITY]

WHAT YOU NEED: "Memory Verse Card" Activity Page from Week One in Bible, a journal, fun-shaped pen, and reward stickers or handstamp

Note: You can find examples of hand motions in the "Memory Verse Hand Motions" PDF and video, included in the Prelude folder and on Pinterest.

BIBLE STORY

Be a friend to one another.

PETER AND CORNELIUS
ACTS 10; ROMANS 15:7

WHAT YOU DO:

BEFORE THE ACTIVITY: If you do not have the "Memory Verse Card" in your Bible, copy "Memory Verse Card" on cardstock and cut one per Small Group. Place one card in your Bible at Philippians 2:5.

Encourage children to pretend they are driving a racecar to your Small Group spot. Sit down and gather the children around you.

MEMORY VERSE

"Think and act as Jesus did."

PHILIPPIANS 2:5, NIRV

DURING THE ACTIVITY: Review the Bible Story and Memory Verse Hand Motions. Then encourage children to help you make a list of friends in the journal.

AFTER THE ACTIVITY: Pray with the children using the list you made in the journal.

KEY QUESTION

Who shows you
how to love others?

WHAT YOU SAY:

BEFORE THE ACTIVITY: "It's Small Group time! Today we are going to pretend we are driving racecars to our Small Group spot. Are you ready? Start your engines! VROOM! VROOM! Follow me! (*Pretend to drive a racecar as you lead the children to your spot.*) Put on your brakes! We're here! Let's sit down so we can talk about today's Bible Story. One, two, three, sit down with me."


BOTTOM LINE

Jesus shows me
how to love others.

DURING THE ACTIVITY: (*Open the Bible and lay it in front of the children.*) "In our Bible Story today, Peter went to Cornelius' house. Peter probably walked. Do you think he would have liked driving a racecar? (*Pause.*) I do, too! Peter went to Cornelius' house, even though Cornelius was different than Peter, because Jesus showed Peter that Jesus loves everyone. One way we can love people is by being their friend. Peter went to Cornelius' house and was a friend to everyone there because Jesus showed him how to love others. I'm so glad Jesus shows us how to love others! **Who shows you how to love others? Jesus shows me how to love others!**"

BASIC TRUTH

Jesus wants to be
my friend forever.



WEEK
FIVE
JUNE 2025

SMALL GROUP
3-5 YEAR
-OLDS

PRELUDE

SOCIAL

WORSHIP

STORY

GROUPS


HOME

CREATING A SAFE PLACE TO CONNECT
25 MINUTES

"And the Bible verse we have been learning will help us remember to 'think (*point to head*) and act (*walk in place*) as Jesus did,' (*tap finger to middle of each palm*). That means we will love like Jesus and be a friend to everyone! Let's stand up and say our Bible verse together. Just say what I say and do what I do! 'Think (*point to head*) and act (*walk in place*) as Jesus did,' (*tap finger to middle of each palm*) Philippians 2:5. (*Open hands like a book.*) Wow! You sound like you're ready to try and say that verse by yourself! I want everyone to sit down, and we will take turns saying it. Who wants to go first? I have my stickers/hand-stamp ready! Way to go, [child's name]! (*Give two thumbs up.*) Here is a sticker/stamp for you! (*Say and do this with each child as they try and say the Bible verse.*) I am very proud of you for trying to say that Bible verse. When I count to three, I want everyone to stand up and show me your sticker/stamp. One, two, three! (*Pause to look.*) Yay! (*Clap.*)

"Now let's sit back down so we can write in our prayer journal and talk to God. (*Open journal.*) Peter loved like Jesus and was a friend to Cornelius and Cornelius' friends and family, even though they were different than Peter. Let's make a list of people we can love and be a friend to in our journal, and then we will use the list when we pray. When I say your name, tell me one person you can be a friend to, and I will write it in our journal." (*Remember to print, as you write in the journal, so the children can recognize their names and the letters.*)

AFTER THE ACTIVITY: "Look at all these people! (*Hold up the journal.*) Would anyone like to pray before I pray? (*Give each child who wants to pray the opportunity to do so.*) Dear God, thank You for sending Jesus to show us how to love everyone. Thank You that Jesus is a good friend to everyone. Please help (*say each child's name*) be a friend to (*read the list*) so they can love others the way Jesus shows us how to love others. We love You, God. In Jesus' name. Amen."



WEEK
FIVE
JUNE 2025

SMALL GROUP
3-5 YEAR
-OLDS

PRELUDE

SOCIAL

WORSHIP

STORY

GROUPS

HOME

GETTING READY

HERE'S EVERYTHING YOU NEED TO KNOW TO GET READY FOR THIS WEEK

SOCIAL: PROVIDING TIME FOR FUN INTERACTION (15 minutes)

Encourage preschoolers to enter the classroom and engage with peers and Small Group Leaders by providing fun, age-appropriate, hands-on activities that introduce new concepts they will hear in the Bible Story.

Offer one or more of the following activities as preschoolers arrive. Let one or two Small Group Leaders lead activities in different areas of the room while another leader greets parents and children at the door.

1. LOOKING FOR FRIENDS

Made to Move: An activity that uses a preschooler's natural desire to move to help them learn

WHAT YOU NEED:

- No supplies needed

2. PARTNER GAMES

Made to Play: An activity that channels a preschooler's innate curiosity into a discussion of the week's crucial concepts

WHAT YOU NEED:

- "Partner Games" Activity Page
- Cardstock
- Scissors
- Clear tape
- Mr. and Mrs. Potato Head® toys

WHAT YOU DO:

- Copy "Partner Games" on cardstock and cut, two per Small Group.
- Fold and assemble both dice and secure with tape.
- Set up the Potato Heads, with the parts and a die near each one.

3. MIXING COLORS

Made to Explore: An activity that channels a preschooler's innate curiosity into a discussion of the week's crucial concepts

WHAT YOU NEED:

- Washable paint in primary colors
- Gallon-sized resealable bags
- Painter's tape

• *Optional:*

- Paintbrush
- White paper
- Baby wipes
- Permanent marker

WHAT YOU DO:

- Pair up children and let them pick two different colors.
- Put a few squirts of each color paint into the bag.
- Remove excess air, seal the bag, and tape to the table.

GROUPS: CREATING A SAFE PLACE TO CONNECT (25 minutes)

Create a safe place to connect through activities written to reach every learning style while reinforcing the Bottom Line introduced during the Bible Story and applying it to real-life experiences. In addition, these activities provide preschoolers with an opportunity to build relationships with their Small Group Leader.

Offer as many of the following activities as your time, facilities, resources, and leadership allow. You may want to lead one activity at a time. Or offer two activities at once and allow half the children to participate in each. Then switch groups and repeat the activities.

1. HOUSE BUILDERS

[HEAR FROM GOD | MEMORY VERSE REVIEW]


Made to Move: An activity that uses a preschooler's natural desire to move to help them learn

WHAT YOU NEED:

- Butcher paper
- Construction paper in a variety of colors and shapes
- Painter's tape
- Permanent marker

WHAT YOU DO:

- Draw an outline of a large house on butcher paper.
- Secure to the floor with tape.



WEEK
FIVE
JUNE 2025

SMALL GROUP
3-5 YEAR
-OLDS

PRELUDE

SOCIAL

WORSHIP

STORY

GROUPS

HOME

GETTING READY

HERE'S EVERYTHING YOU NEED TO KNOW TO GET READY FOR THIS WEEK

2. FULL HOUSE

[TALK ABOUT GOD | BIBLE STORY REVIEW]

Made to Create: An activity that allows preschoolers to review the Bible Story, Bottom Line, or Memory Verse by creating a craft

WHAT YOU NEED:

- "Full House" Activity Page
- "Full House Card" Activity Page
- Copy paper
- Cardstock
- Scissors
- Glue sticks
- Standard file folders
- Permanent marker

WHAT YOU DO:

- Copy "Full House" on copy paper, one set per child and leader.
- Copy "Full House Card" on cardstock and cut, one cutout per child and leader.
- Fold each "Full House Card" along the line to help it stand.

3. WAYS TO SAY

[LIVE FOR GOD | APPLICATION ACTIVITY]

Made to Think: An advanced activity specifically designed for older preschoolers

WHAT YOU NEED:

- No supplies needed

4. EVERYONE IN THE HOUSE

[LIVE FOR GOD | APPLICATION ACTIVITY]

Made to Move: An activity that uses a preschooler's natural desire to move to help them learn

WHAT YOU NEED:

- Painter's tape
- Heart stickers or stamps

WHAT YOU DO:

- Create a small square or house shape on the floor with tape, just large enough for all the children to stand inside.
- Gather heart stickers or stamps.

5. FRIENDSHIP BRACELETS

[LIVE FOR GOD | APPLICATION ACTIVITY]


Made to Create: An activity that allows preschoolers to review the Bible Story, Bottom Line, or Memory Verse by creating a craft

WHAT YOU NEED:

- "Friendship Bracelets" Activity Page
- "Friendship Fun at Home Note" Activity Page
- Red cardstock
- White cardstock
- Paper straws
- Pony beads
- Pipe cleaners, five per child
- Scissors
- Small bowls
- Paper plates
- Glue sticks
- Pencil
- Resealable bags
- Washi tape
- Permanent marker

WHAT YOU DO:

- Copy "Friendship Bracelets" on red cardstock and cut, two per child.
- Copy "Friendship Fun at Home Note" on cardstock and cut, one per child.
- Fold each heart and glue the sides together, leaving an unglued section at the top folds.
- Place two hearts on each plate.
- Place beads into several bowls.
- Cut straws into $\frac{3}{4}$ -1-inch pieces and place them in the bowls.
- Cut pipe cleaners in half. Then wrap tightly around the pencil. Remove the coiled pipe cleaners and place in several bowls.
- Place all the bowls on the table.
- Tape one end of a straight piece of pipe cleaner to each child's plate, two per plate.
- Write each child's name on their resealable bag.
- *Optional: Wrap the ends of the pipe cleaners with washi tape.*



WEEK
FIVE
JUNE 2025

SMALL GROUP
3-5 YEAR
-OLDS

PRELUDE

SOCIAL

WORSHIP

STORY

GROUPS

HOME

GETTING READY

HERE'S EVERYTHING YOU NEED TO KNOW TO GET READY FOR THIS WEEK

6. JOURNAL AND PRAYER

[PRAY TO GOD | PRAYER ACTIVITY]

Made to Reflect: An activity that encourages personal application and prayer

WHAT YOU NEED:

- "Memory Verse Card" Activity Page from Week One in Bible
- Journal (*Check out the Ollie journal at bit.ly/3B4Z71j.)*
- Fun-shaped pen
- Reward stickers or hand stamp

WHAT YOU DO:

- If you do not have the "Memory Verse Card" from Week One, copy "Memory Verse Card" on cardstock and cut one per Small Group. Place it in the Bible at Philippians 2:5.

HOME: PROMPTING ACTION BEYOND THE EXPERIENCE

- Make copies on cardstock or email this week's Parent Cue Card.
- Copy the Memory Verse Card to hand out or make available to parents.
- Copy "Going Home" and hang it on the door where Small Group Leaders can reference and remind parents of the Bottom Line and Memory Verse as parents pick up their children.
- Tell parents about our additional family resource, the **Parent Cue App**.

FIRST LOOK PINTEREST PAGE

- Visit our Pinterest page to see craft samples and suggested supplies. bit.ly/FL_LiveItOut_June